



ISLE OF WIGHT
EDUCATION FEDERATION
Year 11 Revision Booklet
2023



Isle of Wight
Education Federation

Contents

English Language	3
English Literature	4-5
Mathematics (Foundation)	6
Mathematics (Higher)	7
Science (Biology)	8-11
Science (Chemistry)	12-15
Science (Physics)	16-19
Art and Design	20
Business Studies	21
Child Development	22-23
Computer Science	24
Design and Technology	25-28
Drama	29
Fashion and Textiles (BTEC)	30
Food and Nutrition	31-33
French	34-35
Geography	36
Graphics (<i>Medina College only</i>)	37
Health and Social Care (BTEC)	38-39
History	40 - 41
Mandarin (<i>Carisbrooke College only</i>)	42
Music	43
Photography (<i>Medina College only</i>)	44
Religious Education	45-46
Spanish (<i>Medina College only</i>)	47-48
Sports (BTEC)	49

To view the Carisbrooke College Exam Timetable for 2023 please click [here](#).

To view the Medina College Exam Timetable for 2023 please click [here](#).

Please note: To access all the links in this booklet we suggest that students are logged into their school Google account. It is also important to note that links to sites such as GCSEPod can only be accessed if students are logged in to their account for that website.

English Language

Head of Faculty: Miss K Roberts
katherine.roberts@iwef.org.uk

Paper 1: Explorations in Creative Reading and Writing -1 hour 45 minutes

Paper 2: Writers Viewpoint and Perspectives - 1 hour 45 minutes



Paper	Revision Priorities	Suggested Activities	Information Links
Paper 1	Reading skills	GCSE Pod Tips for exam success (8 pods guiding you through the 4 reading questions on this paper.) New GCSE English Language Complete Revision and Practice CGP revision guide: Pages 3-4 & Pages 56-68	GCSEPod: Tips for Exam Success
Paper 1	Writing skills	Creative writing (6 pods taking you through the basics of both narrative and description before introducing some more advanced techniques. There are two check and challenge quizzes to test that you know the relevant content.) New GCSE English Language Complete Revision and Practice CGP revision guide: Page 5, Pages 78-83 & Page 106	GCSEPod: Creative Writing
Paper 2	Reading skills	Tips for exam success (8 pods guiding you through the 4 reading questions on this paper.) New GCSE English Language Complete Revision and Practice CGP revision guide: Pages 6-7, Pages 44-55 & Pages 108-118	GCSEPod: Tips for Exam Success
Paper 2	Writing skills	Transactional writing (3 pods guiding you through the different skills necessary to write formal letters, speeches and articles. There are also 12 check and challenge quizzes to test that you know the relevant content.) New GCSE English Language Complete Revision and Practice CGP revision guide: Page 8, Pages 84-89 & Page 120	GCSEPod: Transactional Writing
Paper 1 & 2	Writing skills	Basic writing skills (These 4 pods cover the basics of writing, including sentence structures, audience and purpose and proofreading skills. There are also 7 check and challenges to test that you know the relevant content.) Spelling, punctuation and Grammar (These 11 pods focus on the basics of spelling, punctuation and grammar. There are 50+ check and challenges to test that you know the relevant content.)	GCSEPod: Basic Writing Skills GCSEPod: Spelling, punctuation and Grammar

You should also be meeting your daily goal for English on Tassomai to recap these skills.
[Mr Bruff's Youtube channel](#) is also very useful.


English Literature

Head of Faculty: Miss K Roberts

katherine.roberts@iwef.org.uk


Paper 1: Shakespeare (Macbeth) and the 19thC novel (A Christmas Carol) - 1 hour 50 minutes

Paper 2: Modern Drama (An Inspector Calls), Power and Conflict poetry and unseen poetry - 2 hours 15 minutes



Paper	Revision Priorities	Suggested Activities	Information Links
Paper 1	Shakespeare	<p>Macbeth (20 pods covering plot, character, themes and key quotations as well as 9 check and challenges to test your knowledge and understanding.</p> <p>CGP revision guide: Macbeth:the text guide Section 2: Discussion of Acts Section 3: Characters Section 4: Context and themes Section 5: Shakespeare’s techniques Section 6: Exam advice Don’t forget each book contains QR codes to revision quizzes.</p>	GCSEPod: Macbeth
Paper 1	19th Century novel	<p>A Christmas Carol (25 pods covering plot, character, themes and key quotations as well as 5 check and challenges to test your knowledge and understanding.)</p> <p>CGP revision guide: A Christmas Carol: the text guide Section 1: Background and context Section 2: Discussion of chapters Section 3: Characters Section 4: Themes Section 5: Writer’s techniques Section 6: Exam’s advice</p>	GCSEPod: A Christmas Carol
Paper 2	Modern Drama text	<p>An Inspector Calls (23 pods covering plot, character, themes and key quotations as well as 5 check and challenges to test your knowledge and understanding.</p> <p>CGP revision guide: An Inspector Calls: the text guide Section 1: Discussion of Acts Section 2: Characters Section 3: Context and themes Section 4: The writer’s technique Section 5: Exam advice</p>	GCSEPod: An Inspector Calls

English Literature Continued



Paper	Revision Priorities	Suggested Activities	Information Links
Paper 2	Power and Conflict poetry	<p>Pods covering all 15 poems with a range of check and challenge activities.</p> <p>CGP revision guide: Power and Conflict poetry</p> <p>Section 1: The poems</p> <p>Section 2: Themes and context</p> <p>Section 3: Poetic techniques</p> <p>Section 4: Exam advice</p> <p>Section 5: How to get a top grade</p> <p>Section 6: Improving and marking sample answers</p>	Ozymandias , London , Extract from the Prelude , My Last Duchess , The Charge of the Light Brigade , Exposure , Storm on the Island , Bayonet Charge , Remains , Poppies , War Photographer , Tissue , The Emigree , Checking Out Me History , Kamikaze
Paper 2	Unseen Poetry	<p>Unseen poetry preparation on GCSEPod</p> <p>CGP revision guide: Unseen poetry</p> <p>Section 1: Exam advice</p> <p>Section 2: Unseen poetry practice</p> <p>Section 3: Marking sample answers</p> <p>Section 4: Practice exam questions</p>	GCSEPod: Unseen Poetry preparation

Reread the texts. Watch accurate film versions of the text. Complete practice questions provided by your teacher

Read around the subject; you will have been set additional thematic reading as part of your weekly homework.

You should also be meeting your daily goal for English on Tassomai to recap these skills.

[Mr Bruff's Youtube channel](#) is also very useful.

Mathematics (Foundation)



Head of Faculty: Mrs K Howells
kamelia.howells@iwef.org.uk

Paper 1: Non calculator - 1 hour 30 minutes

Paper 2: Calculator - 1 hour 30 minutes

Paper 3: Calculator - 1 hour 30 minutes

Paper	Revision Priorities	Suggested Activities	Information Links
Paper 1,2 & 3	Individual topics	<p>Use the list of topics that were given to you following the most recent mock analysis - these are the areas you should focus on.</p> <p>The topics link to the Sparx webpage - use Sparx to practice and test your knowledge.</p>	Sparx
Paper 1 & 2	Foundation Maths topics	<p>Watch the videos on the sites linked, complete the related worksheet/quiz and then check your answers on the website.</p> <p>The list of topics have video numbers so you can easily find what you need to cover.</p> <p>Don't forget to use the Corbettmaths revision cards</p>	Corbettmaths Maths Genie Tassomai GCSE Maths tutor List of topics - Foundation
Paper 1,2 & 3	Exam Structure	<p>Use the link to the specification booklet to gain a better understanding of what you will be marked on.</p> <p>Practising exam style questions</p>	Edexcel GCSE and GCE 2014 Onmaths: Self assessed exam papers

Mathematics (Higher)



Head of Faculty: Mrs K Howells
 kamelia.howells@iwef.org.uk

Paper 1: Non calculator - 1 hour 30 minutes

Paper 2: Calculator - 1 hour 30 minutes

Paper 3: Calculator - 1 hour 30 minutes

Paper	Revision Priorities	Suggested Activities	Information Links
Paper 1, 2 & 3	Individual topics	<p>Use the list of topics that were given to you following the most recent mock analysis - these are the areas you should focus on.</p> <p>The topics link to the Sparx webpage - use Sparx to practice and test your knowledge.</p>	Sparx
Paper 1, 2 & 3	Higher Maths topics	<p>Watch the videos on the sites linked, complete the related worksheet/quiz and then check your answers on the website.</p> <p>The list of topics have video numbers so you can easily find what you need to cover.</p> <p>Don't forget to use the Corbettmaths revision cards</p>	Corbettmaths Maths Genie Tassomai GCSE Maths tutor List of topics - Higher
Paper 1, 2 & 3	Exam Structure	<p>Use the link to the specification booklet to gain a better understanding of what you will be marked on.</p> <p>Practising exam style questions</p>	Edexcel GCSE and GCE 2014 Onmaths: Self assessed exam papers

Science (Biology)

Head of Faculty: Dr P Clarkson
paul.clarkson@iwef.org.uk

Paper 1: 1 hour 45 minutes

Paper 2: 1 hours 45 minutes



Suggested Activities: Watch the videos or use your revision guide (revision site) to cover the topic. Go to [GCSEPod](#) and take the quiz

Paper	Revision Priorities	Information Links
Paper 1	Cell Biology - What's in Cells	Youtube: Prokaryotic & Eukaryotic Cells Youtube: Structure and Function of Animal Cells Youtube: Structure and Function of Plant Cells Youtube: Cell Specialisation in Animals and Plants Youtube: Microscopy Required Practical Youtube: Microscopy Numeracy Extension Youtube: Light and Electron Microscopes Youtube: Culturing Microorganisms / Bacteria (Triple)
Paper 1	Cell Biology - Cell Division	Youtube: Genes, Chromosomes & Mitosis Youtube: Stem Cells
Paper 1	Cell Biology - Transport in Cells	Youtube: Diffusion Youtube: Exchange Surfaces & Surface Area Youtube: Osmosis Youtube: Osmosis Required Practical Youtube: Active Transport
Paper 1	Organisation - Principles of Organisation	Youtube: Cells, Tissues & Organs & Organ Systems & Digestion
Paper 1	Organisation - Enzymes	Youtube: Structure, Function of Enzymes and Rates of Reaction Youtube: Effect of Temperature and pH on Enzyme Activity Youtube: Enzyme & Amylase Required Practical Youtube: Digestion and Absorption Youtube: Food Tests Required Practical
Paper 1	Organisation - Circulatory System	Youtube: Structure and Function of Blood Vessels Youtube: The Heart and the Circulatory System Youtube: Circulatory system & Gas exchange Youtube: Components of the Blood
Paper 1	Organisation - Non-Communicable Diseases	Youtube: Non Communicable Diseases and Risk Factors Youtube: Risk Factors and Correlation (L7+) Youtube: Coronary Heart Disease and its Treatment Youtube: Cancer
Paper 1	Organisation - Plant Tissues, Organs & Systems	Youtube: Plant Cell & Tissue Organisation Youtube: Transpiration and the Role of the Stomata Youtube: Translocation (& transpiration revision) Youtube: The Potometer - Measuring Transpiration

Science (Biology) Continued



Paper	Revision Priorities	Information Links
Paper 1	Infection & Response - Communicable Diseases	Youtube: Communicable & Non-Communicable Disease Youtube: Pathogens (Virus, Fungal & Protist Diseases) Youtube: Bacterial Diseases
Paper 1	Infection & Response - Communicable Diseases	Youtube: Protist Disease - Malaria Youtube: Specific & Non-Specific Immune System Youtube: Vaccinations Youtube: Drugs and Antibiotics Youtube: Drug Development & Testing
Paper 1	Infection & Response - Monoclonal Antibodies (Triple Only)	Youtube: Prod. & Using Monoclonal Antibodies (Triple)
	Infection & Response - Plant Diseases (Triple Only)	Youtube: Plants Diseases & Defence Youtube: Mineral Deficiency
Paper 1	Bioenergetics - Photosynthesis	Youtube: Photosynthesis & Limiting Factors Youtube: The Rate of Photosynthesis Youtube: Photosynthesis Required Practical Youtube: Uses of Glucose
Paper 1	Bioenergetics - Respiration	Youtube: Aerobic & Anaerobic Respiration Youtube: Exercise & Metabolism
Paper 2	Homeostasis & Response - Homeostasis	Youtube: Homeostasis
Paper 2	Homeostasis & Response - The Human Nervous System	Youtube: The Nervous System & Reflexes Youtube: Synapses Youtube: Investigating Reaction Time Required Practical Youtube: The Brain (Triple) Youtube: Eye Anatomy (Triple) Youtube: Correcting Vision (Triple) Youtube: Control of Body Temperature (Triple)
Paper 2	Homeostasis & Response - Hormonal Coordination in Humans	Youtube: Endocrine System Youtube: Control of Blood Glucose & Diabetes Youtube: Control of Water Balance Youtube: The Kidney and Dialysis Youtube: Puberty & The Menstrual Cycle Youtube: Contraception Youtube: Hormones for Infertility & IVF (HT Only)

Science (Biology) Continued



Paper	Revision Priorities	Information Links
Paper 2	Homeostasis & Response - Plant Hormones (Triple Only)	Youtube: Plant Hormones & Tropisms (Triple) Youtube: Plant Hormone Required Practical (Triple) Uses of Plant Hormones (Triple) As 5.4.1
Paper 2	Inheritance, Variation & Evolution - Reproduction	Youtube: Reproduction (sexual & asexual) Youtube: Advantages and Disadvantages of Sexual and Asexual Reproduction (Triple) Youtube: Meiosis Youtube: DNA and Coding (Triple) Youtube: Protein Synthesis (Triple) Youtube: Mendel & Genetics Youtube: Genetic Inheritance & Punnett Square Youtube: Inherited Disorders (Cystic fibrosis) Youtube: Inherited Disorders (Polydactyly) Youtube: Genome Screening & Sex Determination
Paper 2	Inheritance, Variation & Evolution - Variation & Evolution	Youtube: Variation Youtube: Selective Breeding Youtube: Genetic Engineering Youtube: Cloning in Animals Youtube: Cloning in Plants (Triple)
Paper 2	Inheritance, Variation & Evolution - Genetics & Evolution	Youtube: Natural Selection Youtube: Speciation & Extinction Youtube: Darwin and Evolution (Triple) Youtube: Evidence for Evolution
Paper 2	Inheritance, Variation & Evolution - Classification	Youtube: Classification of Living Organisms
Paper 2	Ecology - Adaptations & Interdependence	Youtube: Communities & Competition Youtube: Adaptations & Interdependence
Paper 2	Ecology - Organisation of Ecosystems	Youtube: Biotic & Abiotic Factors Youtube: Environmental Change (Triple) Youtube: Quadrat & Transect Required Practical Youtube: The Carbon Cycle Youtube: The Water Cycle Youtube: Decay (Triple) Youtube: Decay RP Practical (Triple)

Science (Biology) Continued



Paper	Revision Priorities	Information Links
Paper 2	Ecology - Biodiversity	Youtube: Biodiversity Youtube: Land Use Youtube: Waste Management Youtube: Biotechnology (Triple) Youtube: Greenhouse Gases Youtube: Global Warming
Paper 2	Ecology - Trophic Levels	Youtube: Trophic Levels (Triple) Youtube: Pyramids of Biomass (Triple)
Paper 2	Ecology - Food Production	Youtube: Food Production (Food Security) Triple Youtube: Farming (Triple) Youtube: Sustainable Fisheries (Triple)

Revision Sites:

GCSE Pod: <https://www.gcsepod.com/>

S-Cool : <https://www.s-cool.co.uk/>

BBC Bitesize: <https://www.bbc.co.uk/bitesize/examspecs/zpgcbk7>

Revision Science: <https://revisionscience.com/>

Youtube Resources:

Amoeba Sisters have some excellent videos - these resources are put together by an American University and are aimed at your age range. Watch the spelling! They really go to town on content but are easy to understand.

GCSE Revision Classroom:

It has all of the teaching materials, knowledge organisers.

Be prepared - these papers require a calculator. We advise you bring a scientific calculator with you to these exams.

Science (Chemistry)



Head of Faculty: Dr P Clarkson
paul.clarkson@iwef.org.uk

Paper 1: 1 hour 45 minutes

Paper 2: 1 hour 45 minutes

Suggested Activities: Watch the videos or use your revision guide (revision site) to cover the topic.
Go to [GCSEPod](#) and take the quiz

Paper	Revision Priorities	Information Links
Paper 1	Atomic Structure and The Periodic Table	Youtube: Atoms, Elements and Compunds Youtube: Interpreting a Chemical Formula Youtube: The Discovery of the Model of an Atom Youtube: The Nuclear Model Youtube: Atomic Mass and Atomic Number Youtube: Relative Atomic Mass Youtube: Electronic Configuration Youtube: The Periodic Table and its Development Youtube: Metals and Non-Metals Youtube: Group 0 Elements Youtube: Group 1 Elements: Reactions with Oxygen & Chlorine Youtube: Group 1 Elements Reactions with Water Youtube: Group 7 Elements Properties and Reactivity Youtube: Group 7 Elements Reacting with Non-Metals and Metals Youtube: Group 7 Elements Reactivity within the Group Youtube: Transition Metals
Paper 1	Bonding, Structure & The Properties of Matter	Youtube: Three States of Matter Youtube: Ionic Bonding and Dot and Cross Diagrams from Group 1 and Group 7 Elements Youtube: Ionic Bonding in Group 2 and Group 6 Elements Youtube: Properties of Ionic Compunds Youtube: Covalent Bonding: Electron Sharing and Dot and Cross Diagrams Youtube: Covalent Bonding: Small Covalent Molecules - Water Youtube: Covalent Bonding: Oxygen and Hydrogen Youtube: Limitations of Bonding Diagrams Youtube: Metallic Bonding and Alloys Youtube: Properties of Small Covalent Molecules Youtube: Structure and Bonding in Polymers Youtube: Giant Covalent Structure: Diamonds Youtube: Giant Covalent Structure: Graphite Youtube: Graphene and Fullerenes Youtube: Nanoparticles (Chemistry Only)

Science (Chemistry) Continued



Paper	Revision Priorities	Information Links
Paper 1	Quantitative Chemistry	Youtube: The Conservation of Mass in Chemical Reactions Youtube: Balancing Equations Youtube: Relative Formula Mass Youtube: The Moles and Calculating Moles of an Element Youtube: Calculating Moles of a Compound
Paper 1	Quantitative Chemistry	Youtube: Calculating the Mass of a Number of Moles Youtube: Using Moles to Balance Equations Youtube: Avogadro's Constant to Calculate the Number of Molecules and Atoms Youtube: Avogadro's Constant: Calculating the Number of Atoms in a Mass of a Molecule Youtube: Reacting Masses: Mass of Products Youtube: Reacting Masses: Mass of Products 2 Youtube: Limiting Reactants Youtube: Concentration of Solutions Youtube: Calculating Percentage Yield 1 (Triple Only) Youtube: Calculating Percentage Yield 2 : Why can % Yield be less than 100% (Triple Only) Youtube: Atom Economy Youtube: Using Concentrations of Solutions 1: Calculate the Concentration of a Solution in Moles per decimetre cubed (Triple Only) Youtube: Using Concentrations of Solutions 2: Calculate the concentration of Solution from the Volume and Concentration of another Solution in a Chemical Reaction.(Triple Only) Youtube: Volumes of Gases in Chemical Reactions (Triple Only)
Paper 1	Chemical Changes	Youtube: Reaction of Metals with Oxygen Youtube: The Reactivity Series Youtube: The Extraction of Metals Youtube: Oxidation and Reduction in Terms of Electrons (HT Only) Youtube: Acids and Alkalis Youtube: Acids Reacting with Metals Youtube: Acids Reacting with Metals 2 Youtube: Three Reactions of Acids Youtube: Making Soluble Salts Required Practical 1 Youtube: Strong and Weak Acids Youtube: Carrying Out a Titration Required Practical 2

Science (Chemistry) Continued



Paper	Revision Priorities	Information Links
Paper 1	Chemical Changes	Youtube: Titration Calculations 1 Youtube: Titration Calculations 2 (Triple Only) Youtube: Introducing Electrolysis Youtube: Electrolysis of Aluminium Oxide Youtube: Electrolysis of Aqueous Solutions 1 Youtube: Electrolysis of Aqueous Solutions 2 Youtube: Electrolysis Required Practical
Paper 1	Energy Changes	Youtube: Exothermic and Endothermic Reactions Youtube: Bond Energy Calculations Youtube: Bond Energy Calculations 2 Youtube: Temperature Changes - Required Practical 4 Youtube: Cells and Batteries (Triple Only) Youtube: Fuel Cells (Triple Only)
Paper 1	The Rate and Extent of Chemical Change	Youtube: Mean Rate of Reaction Youtube: Using Tangents to Determine Rate Youtube: The Effect of Concentration on Rate Youtube: Rates of Reaction Required Practical 5 Youtube: Effect of Surface Area on Rate Youtube: Effect of Temperature on Rate Youtube: Catalysts Youtube: Reversible Reactions Youtube: Concentration and Reversible Reactions (HT) Youtube: Temperature and Reversible Reactions (HT) Youtube: Pressure and Reversible Reactions (HT)
Paper 1	Organic Chemistry	Youtube: Crude Oil and Hydrocarbons Youtube: Properties of Hydrocarbons Youtube: Combustion of Hydrocarbons Youtube: Fractional Distillation Youtube: Cracking Youtube: Alkenes (Triple) Youtube: Reactions of Alkenes 1 (Triple) Youtube: Reactions of Alkenes 2 (Triple) Youtube: Alcohols (Triple) Youtube: Reactions of Alcohols (Triple) Youtube: Carboxylic Acids (Triple) Youtube: Addition Polymers (Triple) Youtube: Condensation Polymers (Triple) (HT) Youtube: Amino Acids (Triple) (HT) Youtube: DNA (Triple)

Science (Chemistry) Continued



Paper	Revision Priorities	Information Links
Paper 1	Chemical Analysis	Youtube: Purity and Formulations Youtube: Chromatography Youtube: Chromatography Required Practical 6 Youtube: Testing for Gases Youtube: Flame Tests (Triple) Youtube: Metal Hydroxide Precipitates (Triple)
Paper 1	Chemical Analysis	Youtube: Identifying Non-Metal Ions(Triple) Youtube: Identifying Ions Required Practical 7 (Triple)
Paper 1	Chemistry of the Atmosphere	Youtube: The Atmosphere Youtube: Fossil Fuels Youtube: The Greenhouse Effect Youtube: Climate Change Youtube: Caron Footprint Youtube: Pollutants from Fuels
Paper 1	Using Resources	Youtube: Using the Earth's Resources Youtube: Water Required Practical 8 Youtube: Potable Water Youtube: Waste Water Treatment Youtube: Alternative Methods of Extracting Metals (HT) Youtube: Life Cycle Assessment Youtube: Recycling Youtube: Corrosion (Triple) Youtube: Alloys (Triple) Youtube: Ceramics and Composites (Triple) Youtube: Thermosoftening and Thermosetting Polymers (Triple) Youtube: The Haber Process (Triple) Youtube: NPK Fertilisers (Triple)


Be prepared - these papers require a calculator. We advise you bring a scientific calculator with you to these exams.

Science (Physics)

Head of Faculty: Dr P Clarkson
paul.clarkson@iwef.org.uk

Paper 1: 1 hour 45 minutes


Paper 2: 1 hour 45 minutes



Suggested Activities: Watch the videos or use your revision guide (revision site) to cover the topic. Go to [GCSEPod](#) and take the quiz


Paper	Revision Priorities	Information Links
Paper 1	Energy	Youtube: Energy Stores and Systems : Energy transfers in a Pendulum Youtube: Energy Stores and Systems : Energy transfers in a Bunjee Jump Youtube: Work done by forces Youtube: Heating and the transfer of energy (specific heat capacity) Youtube: Changes in Energy - Kinetic Energy Youtube: Changes in Energy - Gravitational Potential Energy Youtube: Changes in Energy - Elastic Potential Energy Youtube: Specific Heat Capacity Required Practical 1 Youtube: Calculating Power Youtube: Heat Transfer Youtube: Thermal Insulators Required Practical 2. (Triple Only) Youtube: Efficiency Youtube: National & Global Energy Resources - Fossil Fuels Youtube: National & Global Energy Resources - Nuclear Youtube: National & Global Energy Resources - Renewables Youtube: National & Global Energy Resources - UK Mix
Paper 1	Electricity	Circuit Symbols Youtube: Electrical Charge and Current- Series Circuits Youtube: Electrical Charge and Current - Parallel Circuits Youtube: Electrical Charge and Current Youtube: Current, Resistance and Potential Difference: Resistance Youtube: Current, Resistance and Potential Difference: p.d in Series Circuits Youtube: Current, Resistance and Potential Difference: p.d in Parellel Circuits Youtube: Current, Resistance and Potential Difference: p.d in Batteries Circuits Youtube: Resistance in a Circuit Required Practical 3 Youtube: Resistors Youtube: Resistors in Series Youtube: Thermistors Youtube: Diodes and LED Youtube: LDRs Youtube: I/V Characteristics Required Practical 4 Youtube: Domestic Electricity: AC and DC Supply Youtube: Mains Electricity Youtube: Power of Components Youtube: Energy Transfers in everyday Appliances

Science (Physics) Continued




Paper	Revision Priorities	Information Links
Paper 1	Electricity	Youtube: Calculating Energy Transfers in Appliances Youtube: The National Grid Youtube: Static Electricity (Triple Only) Youtube: Electric Fields (Triple Only)
Paper 1	Particle Model of Matter	Youtube: Density Youtube: Density Required Practical 5 Youtube: Internal Energy Youtube: Heating and Cooling Graphs in Changing States Youtube: Specific Latent Heat Youtube: Particle Motion in Gases Youtube: Pressure in Gases (Triple Only) Youtube: Work Done on Gases (Triple Only)
Paper 1	Atomic Structure	Youtube: Atomic Structure Youtube: Atomic Mass and Number Youtube: Alpha Scattering and the Nuclear Model Youtube: Radioactivity Youtube: Properties of Alpha, Beta and Gamma Radiation Youtube: Nuclear Equations Youtube: Half Life Youtube: Radioactive Contamination Youtube: Background Radiation (Triple Only) Youtube: Uses of Radiation in Medicine (Triple Only) Youtube: Nuclear Fission and Fusion (Triple Only)
	Forces	Youtube: Scalar and Vector Quantities Youtube: Contact and Non-Contact Forces Youtube: Gravity and Weight Youtube: Resultant Forces Youtube: Vector Diagrams Youtube: Resolving Forces Youtube: Work Done and Energy Transfer Youtube: Forces and Elasticity Youtube: Hooke's Law Required Practical 6 Youtube: Moments (Triple Only) Youtube: Levers and Gears (Triple Only) Youtube: Pressure in Liquids (Triple Only) Youtube: Floating and Sinking Youtube: Forces and Motion: Speed Youtube: Forces and Motion: Velocity Youtube: Distance -Time Relationship

Science (Physics) Continued



Paper	Revision Priorities	Information Links
	Forces	Youtube: Acceleration Youtube: Acceleration 2 Youtube: Acceleration Required Practical 7 Youtube: Newtons First Law of Motion Youtube: Newtons Second Law of Motion
Paper 1	Forces	Youtube: Newtons Third Law of Motion Youtube: Stopping Distance Youtube: Braking Youtube: Momentum (HT) Youtube: Conservation of Momentum Youtube: Changes in Momentum (Triple Only)
Paper 1	Waves	Youtube: Transverse & Longitudinal Waves Youtube: The Properties of Waves Youtube: The Wave Equation Youtube: Waves Required Practical 8 - Ripple Tank Youtube: Waves Required Practical 8 - Solid Youtube: Reflection of Waves (Triple Only) Youtube: Refraction of Waves (Triple Only) Youtube: Reflection and Refraction Required Practical 9 (Triple Only) Youtube: Sound Waves (Triple Only) Youtube: Ultrasound (Triple Only) Youtube: Seismic Waves (Triple Only) Youtube: Electromagnetic Waves Youtube: Properties of Electromagnetic Waves Youtube: Infrared Required Practical 10 Youtube: Uses of Electromagnetic Waves Youtube: Lenses - Convex Lenses (Triple Only) Youtube: Lenses - Magnifying Glasses (Triple Only) Youtube: Lenses - Concave Lenses (Triple Only) Youtube: Visible Light (Triple Only) Youtube: Black body radiation (Triple Only)
Paper 1	Magnetism & Electromagnetism	Youtube: Permanent and Induced Magnets Youtube: Magnetic Fields Youtube: Electromagnets Youtube: Electromagnetic Devices Youtube: The Motor Effect Youtube: The Electric Motor Youtube: The Loudspeaker and Headphones (Triple Only) Youtube: The Generator Effect (Triple Only)

Science (Physics) Continued



Paper	Revision Priorities	Information Links
Paper 1	Magnetism & Electromagnetism	Youtube: The Alternator and Dynamo (Triple Only) Youtube: The Microphone (Triple Only) Youtube: Transformers (Triple Only) Youtube: Transformer Calculations (Triple Only)
Paper 1	Space Science (TRIPLE ONLY)	Youtube: The Solar System Youtube: The Lifestyle of Stars Youtube: Orbital Motion Youtube: Red Shift

Be prepared - these papers require a calculator. We advise you bring a scientific calculator with you to these exams.

Art & Design

Head of Faculty: Mr R Wiseman
richard.wiseman@iwef.org.uk



Exam: Approximately 10 weeks preparatory followed by a 10 hour exam (completed across two consecutive days)

Revision Priorities	Suggested Activities
Introduction and Mind Map	Setting out your intentions relating to your chosen theme. (A03)
Artist Research x 2	Complete studies and written analysis of your work. (A01)
Recording Observation	Complete drawings, paintings, photographs of imagery relating to your theme. Use previous artist sheets to influence your work (A03/4)
Developing Ideas	Use your artist research and observational studies to begin to develop initial ideas for your final piece. (A01/2/3)
Experimentation	Refine your chosen idea further through experimentation with media in preparation for producing your final piece.
Students should ensure that time is used effectively to complete all tasks, as outlined in lesson. Please utilise after school and lunch time catch up sessions to fill gaps within coursework portfolios.	

Business Studies

Head of Faculty: Mr N Binfield
 nick.binfield@iwef.org.uk



Paper 1: Investigating small businesses - 90 Minutes

Paper 2: Building a business- 90 minutes

Paper	Revision Priorities	Suggested Activities	Information Links
Paper 1	<p>Topic 1 - Enterprise and entrepreneurship</p> <p>Topic 2 - Spotting a business opportunity</p> <p>Topic 3 - Putting a business idea into practice</p> <p>Topic 4 - Making the business effective</p> <p>Topic 5 - Understanding external influences on business</p>	<p>Watch the BBC Bitesize videos.</p> <p>Use Seneca to brush up on your knowledge and test yourself.</p> <p>Watch the lessons on exam structure</p>	<p>BBCBitesize: Business</p> <p>Seneca</p> <p>Lesson: Exam Structure</p> <p>Lesson: Exam Structure (9 & 12 mark)</p>
Paper 2	<p>Topic 1 - Growing the business</p> <p>Topic 2 - Making marketing decisions</p> <p>Topic 3 - Making operational decisions</p> <p>Topic 4 - Making financial decisions</p> <p>Topic 5 - Making human resource decisions</p>	<p>Watch the BBC Bitesize videos.</p> <p>Use Seneca to brush up on your knowledge and test yourself.</p> <p>Watch the lessons on exam structure</p>	<p>BBCBitesize: Business</p> <p>Seneca</p> <p>Lesson: Exam Structure</p> <p>Lesson: Exam Structure (9 & 12 mark)</p>
Paper 1 & 2	Calculations	Practice the calculations that have been taught throughout the course	

Please make use of the revision classes that take place during lunch break and after school.
 Be prepared - both papers require a calculator.

Child Development



Head of Faculty: Miss N Bracegirdle
 natalie.bracegirdle@iwef.org.uk

Paper 1: Written paper - 1 hour 45 minutes


Revision Priorities	Suggested Activities	Information Links
Unit 1- Task 1: Provisions and Settings	Use the link to revise and support your knowledge. Read through the classbook notes on: Statutory provision Private provision Voluntary provision Types of settings available for 0-5 years.	Unit 1 Student Coursebook
Unit 1- Task 2: Planning for Placement and responsibilities	Use the link to revise and support your knowledge. Read through the classbook notes on: Making contact Timekeeping Teamwork & communication Policies and procedures Dresscode	Unit 1 Student Coursebook
Unit 1- Task 3: Diversity, inclusion and keeping children safe.	Use the link to revise and support your knowledge. Read through the classbook notes on: Diversity Fairness and Equality, Equality Act 2010 Inclusion	Unit 1 Student coursebook
Unit 1- Task 4: Study Skills and writing a Bibliography	Use the link to revise and support your knowledge. Read through the classbook notes on: Visual learning Auditory learning Kinesthetic learning Revision planning Timetables Note taking Referencing others work	Unit 1 Student coursebook
Unit 2- Task 1: Areas of development - PILES	Use the link to revise and support your knowledge. Read through the classbook notes on: Physical	Unit 2 Student Coursebook

Child Development Continued



Revision Priorities	Suggested Activities	Information Links
	Intellectual Language and communication Emotional Social	
Unit 2- Task 2: Methods of Observation	Read through the classbook notes on: Narrative Diagrammatic Time sample Lists	Unit 2 Student Coursebook
Unit 2- Task 3: Personal and external influences of development	Use the link to revise and support your knowledge. Read through the classbook notes on: Poverty Housing Parenting Diet Health Cultural background	Unit 2 Student Coursebook
Unit 2- Task 4: Everyday routines and well-being	Use the link to revise and support your knowledge. Read through the classbook notes on: Diet Hygiene - teeth, hair and skin Appropriate seasonal clothing Play and exercise Rest and sleep	Unit 2 Student Coursebook
Unit 2- Task 5: Transition and supporting change.	Use the link to revise and support your knowledge. Read through the classbook notes on: Expected changes Supporting change Impact of change on development 0-5 years	Unit 2 Student Coursebook
Don't forget to create and use revision cards for each task!		

Computer Science



Head of Faculty: Mrs K Howells

kamelia.howells@iwef.org.uk


Paper 1: Written, non calculator - 1 hour 30 minutes

Paper 2: Written, non calculator - 1 hour 30 minutes

Paper	Revision Priorities	Suggested Activities	Information Links
Paper 1	Computer Systems	<p>Use Seneca, eRevision and Programming on Replit to test your knowledge.</p> <p>Watch the CarignDave videos and take notes of key information.</p> <p>Focus on the following topics:</p> <p>The cpu and its components/registers How the CPU interacts with RAM Memory and Storage (Primary - Secondary - Virtual) Denary - Binary - Hexadecimal conversions, and adding two binary numbers Network protocols and DNS</p>	<p>eRevision.uk</p> <p>Seneca Learning</p> <p>Programming on Replit</p> <p>CraigDave videos</p>
Paper 2	Computational Thinking, Algorithms and Programming	<p>Use Seneca, eRevision and Programming on Replit to test your knowledge.</p> <p>Watch the CarignDave videos and take notes of key information.</p> <p>Focus on the following topics:</p> <p>Programming - work through '40-programming-challenges' in Replit. Sequence - Selection - Iteration (understand these three constructs) Decomposition - Abstraction Boolean Logic (gates and symbols) High and Low-level languages Data representation - sounds, images</p>	<p>eRevision.uk</p> <p>Seneca Learning</p> <p>Programming on Replit</p> <p>CraigDave videos</p>
Paper 1 & 2	Exam structure	<p>The exam specification booklet explains the structure of the exam and what you will have been taught.</p>	<p>Exam Specification Booklet</p>

Design Technology


Head of Faculty: Miss N Bracegirdle
 natalie.bracegirdle@iwef.org.uk



Exam: Made up of 3 sections, equalling 50% of the final grade, the other 50% is secured through NEA work.


Revision Priorities	Suggested Activities	Information Links
<p>The 6 Rs</p> <ul style="list-style-type: none"> • Be aware of the role that consumers play in reducing waste and the demand on finite resources • Understand the hierarchy of options in responsible and sustainable designs 	<p>Use the links to revise and support your knowledge for each section.</p> <p>CGP revision guide: Pages 6-9</p>	<p>GCSEPod: The 6 Rs</p>
<p>Sustainability and the environment</p> <ul style="list-style-type: none"> • Understand that new technologies need to be developed and produced in a sustainable way • Be aware of the impact that excessive use of certain materials has on the environment • Understand how the environment can be protected by responsible design and manufacturing • Understand how waste can be disposed of with the least impact on the planet • Understand the positive and negative impacts new products have on the environment 	<p>Use the links to revise and support your knowledge for each section.</p> <p>CGP revision guide: Pages 6-9 & pages 102-103</p>	<p>GCSEPod: Sustainability and the Environment</p> <p>BBCBitesize: Environmental, social and economic challenges</p> <p>BBCBitesize: Investigating</p>
<p>Design strategies</p> <ul style="list-style-type: none"> • Be able to use a range of design strategies to help produce imaginative and creative design ideas • Understand how to explore and develop design ideas <p>Informing design decisions</p> <ul style="list-style-type: none"> • Be able to evaluate the advantages and disadvantages of planned obsolescence from different perspectives • Understand how products can be designed to be repaired and recycled 	<p>Use the links to revise and support your knowledge for each section.</p> <p>CGP revision guide: Pages 104-105</p>	<p>GCSEPod: Design Strategies</p> <p>BBCBitesize: Investigating</p> <p>TechnologyStudent: Product Analysis</p> <p>BBCBitesize: Design strategies</p>
<p>Communication of design ideas</p> <ul style="list-style-type: none"> • Understand how to develop, communicate, record and justify design ideas • Be aware of a range of techniques to support clear communication of design ideas • Know how to design and develop prototypes in response to client wants and needs • Be able to critically evaluate prototypes and suggest modifications 	<p>Use the links to revise and support your knowledge for each section.</p> <p>CGP revision guide: Pages 95-105</p>	<p>GCSEPod: Communication of Design Ideas</p>

Design Technology Continued




Revision Priorities	Suggested Activities	Information Links
<p>Selection of materials and components</p> <ul style="list-style-type: none"> • Be able to select and use materials and components appropriate to a specific task • Understand how functionality, availability and cost affect the selection of materials and components 	<p>Use the links to revise and support your knowledge for each section.</p> <p>CGP revision guide: Page 33 & pages 56-64</p>	<p>GCSEPod: Selection of materials and components</p>
<p>Material management</p> <ul style="list-style-type: none"> • Understand how effective design planning can minimise waste • Be aware of how design adaptations and use of tessellation can save time and materials • Understand the value of using measurement and marking out to create an accurate prototype • Be able to recognise and characterise the appropriate tools 	<p>Use the links to revise and support your knowledge for each section.</p> <p>CGP revision guide: Pages 34-35 & pages 44-47</p>	<p>GCSEPod: Material Management</p> <p>BBCBitesize: Designing</p>
<p>Material properties</p> <ul style="list-style-type: none"> • The meaning of each of the physical and working properties related to all materials 	<p>Use the links to revise and support your knowledge for each section.</p> <p>CGP revision guide: Pages 14-15, pages 48-49 & pages 58-59</p>	<p>GCSEPod: Material Properties</p> <p>BBCBitesize: Electronic and mechanical systems</p>
<p>Timbers</p> <ul style="list-style-type: none"> • Know the primary sources of materials for producing natural and manufactured timbers • Be able to recognise and characterise different types of natural and manufactured timbers • Understand how the physical and working properties of a range of natural and manufactured timbers products affect their performance 	<p>Use the links to revise and support your knowledge for each section.</p> <p>CGP revision guide: Page 17 and 44</p>	<p>GCSEPod: Timbers</p> <p>BBCBitesize: Mechanical devices</p>

Design Technology Continued



Revision Priorities	Suggested Activities	Information Links
<p>Metals</p> <ul style="list-style-type: none"> • Know the primary sources of materials for producing metals and alloys • Be able to recognise and characterise different types of metals and alloys • Understand how the physical and working properties of a range of metals and alloys affect their performance <p>Polymers</p> <ul style="list-style-type: none"> • Know the primary sources of materials for producing polymers • Be able to recognise and characterise different types of polymers • Understand the physical and working properties of a range of thermoforming and thermosetting polymer 	<p>Use the links to revise and support your knowledge for each section.</p> <p>CGP revision guide: Page 18 and 45</p>	<p>GCSEPod:Metals</p> <p>BBCBitesize: Metals</p> <p>BBCBitesize: Metal-based materials</p>
<p>Textiles</p> <ul style="list-style-type: none"> • Know the primary sources of materials for producing textiles • Be able to recognise and characterise different types of textiles • Understand how the physical and working properties of a range of textiles affect their performance 	<p>Use the links to revise and support your knowledge for each section.</p> <p>CGP revision guide: Pages 20-23 & page 33</p>	<p>GCSEPod:Textiles</p>
<p>Papers and boards</p> <ul style="list-style-type: none"> • Know the primary sources of materials for producing papers and boards • Be able to recognise and characterise different types of papers and boards • Understand how the physical and working properties of a range of paper and board products affect their performance 	<p>Use the links to revise and support your knowledge for each section.</p> <p>CGP revision guide: Page 16 and 44</p>	<p>GCSEPod: Papers and Boards</p>
<p>Tolerances</p> <ul style="list-style-type: none"> • Understand and use tolerances to ensure accuracy is considered when making a product • Understand how a range of materials are formed to designated tolerances • Understand why tolerances are applied during making activities 	<p>Use the links to revise and support your knowledge for each section.</p> <p>CGP revision guide: Page 40</p>	<p>GCSEPod: Tolerances</p>

Design Technology Continued



Revision Priorities	Suggested Activities	Information Links
<p>Tools, equipment, techniques and finishes</p> <ul style="list-style-type: none"> • Understand how to select and use specialist tools, equipment, techniques and processes • Be aware of relevant health and safety issues when using specialist tools, equipment, techniques and processes to protect yourself and others from harm 	<p>Use the links to revise and support your knowledge for each section.</p> <p>CGP revision guide: Pages 74-75, pages 56-57 & pages 72-73</p>	<p>GCSEPod: Tools, equipment, techniques and finishes</p> <p>BBCBitesize: New and emerging technologies</p> <p>Revision World: Health & Safety</p>
<p>Surface treatments and finishes</p> <ul style="list-style-type: none"> • Know and understand that surface treatments and finishes are applied for functional and aesthetic purposes • Understand how to prepare different surfaces for treatments and finishes • Understand how to select and apply appropriate surface treatments and finishes to a range of surfaces 	<p>Pages 74-75</p> <p>Use the links to revise and support your knowledge for each section.</p> <p>CGP revision guide: Pages 56-57 & pages 72-73</p>	<p>GCSEPod: Surface treatments and finishes</p> <p>BBCBitesize: Making</p>
<p>Revisit anything you need to remind yourself of.</p>		

Drama

Head of Faculty: Mr R Wiseman
 richard.wiseman@iwef.org.uk




Paper 1: Written Paper - Understanding Drama - 1 hour 45 minutes

Paper	Revision Priorities	Suggested Activities	Information Links
Paper 1	Study of a set play: A comprehensive understanding of all aspects of the set play	<p>Ensure you have a good understanding of the set play from the perspective of a performer and/or a designer.</p> <p>You should know every character and their relationships, status and the playwright's intentions, and the style of the play itself.</p> <p>You should have a good understanding of the design elements used within the work.</p> <p>Use the resources on BBC Bitesize to review and test your knowledge.</p>	BBC Bitesize - AQA Drama
Paper 1	Theatre roles and terminology: Good understanding of the subject specific vocabulary relating to Theatre	Use your course materials to revise the subject specific terminology. You can also use BBC Bitesize to go over subject specific terms - creating flash cards and mind maps can also help remember key words/phrases - these can also be used as revision resources closer to the exam.	BBC Bitesize - AQA Drama
Paper 1	Live Theatre Production: Live theatre performance study-analysis and evaluation of the performances given by professional actors in the staged production	<p>Complete practise questions in preparation for the written paper.</p> <p>In section C of the paper, you will be asked to answer questions relating to a piece of live theatre that you have watched; you must prepare to answer questions from either a performance or design perspective for this section of the paper.</p>	BBC Bitesize - AQA Drama

Fashion & Textiles

BTEC

Head of Faculty: Miss N Bracegirdle
natalie.bracegirdle@iwef.org.uk



Fashion does not have a written exam, however their practical 10 hour exam is taking place on 23 and 24 March. It is vital that students have completed all their preparation work for this, after school lessons weekly on a Monday based at VI form. Students will be set additional work to complete to aid the development of their sketchbooks and this should be completed fully to ensure they excel.



Food & Nutrition

Head of Faculty: Miss N Bracegirdle
natalie.bracegirdle@iwef.org.uk



Paper 1: Written Exam worth 100 marks worth 50% of your overall grade - 1 hour 45 minutes

You will need to be logged into your google account to access the multi-choice tests through google forms.

Revision Priorities	Suggested Activities	Information Links
Macronutrients Fibre	Use the links to revise and test your knowledge on the subject area. CGP revision guide: Pages 1-6 & page 10	GCSEPod: Macro- Protein GCSEPod: Macro-Fats GCSEPod: Macro- Carbohydrates Google Form Retrieval- Macronutrients
Micronutrients Water	Use the links to revise and test your knowledge on the subject area. CGP revision guide: Pages 7-9	GCSEPod: Fat Soluble GCSEPod: Water Soluble GCSEPod: Calcium, Iron, Sodium Fluoride and Iodine Water Google Form Retrieval- Micronutrients
Healthy Eating Guidelines (Making informed choices)	Use the links to revise and test your knowledge on the subject area. CGP revision guide: Pages 11-13 & pages 16-19	GCSEPod: Healthy Eating Part 1 GCSEPod: Healthy Eating Part 2 GCSEPod: Healthy Eating Part 3 GCSEPod: Energy Needs Google Form Retrieval- Healthy Eating
Long Questions (8 to 12 marks)		Google Drive Video: Long Question Video Google Doc: Mark descriptor Google Slide: Slow writing 8 mark question
Dietary Disease	Use the links to revise and test your knowledge on the subject area. CGP revision guide: Pages 14-15 & page 20	GCSEPod: CHD and Obesity GCSEPod: Bones, Teeth, Anaemia, Diabetes GCSEPod: Intolerances and Allergies Google Form Retrieval-Dietary Diseases
Food Safety Food Storage	Use the links to revise and test your knowledge on the subject area. CGP revision guide: Page 22 & pages 24-27	GCSEPod: Buying Food Safely GCSEPod: Storing Food Safely GCSEPod: Cooking and Preparing Google Form Retrieval - Food Safety

Food & Nutrition Continued



Revision Priorities	Suggested Activities	Information Links
Functional and Chemical Properties of Protein	Use the links to revise and test your knowledge on the subject area. CGP revision guide: Page 28	GCSEPod: Properties of Protein Google Form Retrieval - Properties of Protein
Functional and Chemical Properties of Carbohydrates	Use the links to revise and test your knowledge on the subject area. CGP revision guide: Page 29	GCSEPod: Properties of Carbohydrates Google Form Retrieval - Changing Properties of Carbohydrates
Functional and Chemical Properties of Fats	Use the links to revise and test your knowledge on the subject area. CGP revision guide: Pages 30-31	GCSEPod: Properties of Fats and Oils Google Form Retrieval - Properties of Fats and Oils
Cooking Methods and Heat Transfer	Use the links to revise and test your knowledge on the subject area. CGP revision guide: Page 25 & pages 22- 23	GCSEPod: Why is Food Cooked? GCSEPod: Heat Transfer GCSEPod: Water Based Cooking GCSEPod: Dry Cooking Methods GCSEPod: Oil Based Methods Google Form Retrieval - Heat Transfer
Raising Agents	Use the links to revise and test your knowledge on the subject area. CGP revision guide: Page 32	GCSEPod: Raising Agents Google Form Retrieval - Raising Agents
Nutritional Analysis	Use the links to revise and test your knowledge on the subject area. CGP revision guide: Pages 17-18	GCSEPod: Nutritional Analysis Google Doc - Long Question Booklet

Food & Nutrition Continued



Revision Priorities	Suggested Activities	Information Links
Factors Affecting Food Choice - Cultural, Religious and Moral	Use the links to revise and test your knowledge on the subject area. CGP revision guide: Pages 42-45 & pages 48-51	GCSEPod: Factors Part 1 GCSEPod: Factors Part 2 GCSEPod: Factors Part 3 GCSEPod: Religion and Culture GCSEPod: Ethics and Morals Google Form Retrieval - Factors affecting food choices
Food Provenance	Use the links to revise and test your knowledge on the subject area. CGP revision guide: Pages 55-65	GCSEPod: Food Sources Part 1 GCSEPod: Food Sources Part 2 GCSEPod: Local, Seasonal and GM GCSEPod: Food Waste GCSEPod: Sustainability Part 1 GCSEPod: Sustainability Part 2 Google Form Retrieval - Food Sources
Microorganisms and Enzymes	Use the links to revise and test your knowledge on the subject area. CGP revision guide: Page 66 & pages 34-40	GCSEPod: Microorganisms and Enzymes GCSEPod: Food Spoilage GCSEPod: Microorganisms and Food Production GCSEPod: Pathogenic Bacteria Contamination Google Form Retrieval - Microorganisms

French



Head of Faculty: Miss K Roberts

katherine.roberts@iwef.org.uk

Paper 1: Listening - Foundation 35 minutes. Higher 45 minutes

Paper 2: Speaking - Foundation: 9 minutes + preparation time.

Higher 12 minutes + preparation time

Paper 3: Reading - Foundation 45 minutes. Higher 1 hour

Paper 4: Writing - Foundation 45 minutes. Higher 1 hour

Paper	Revision Priorities	Suggested Activities	Information Links
Paper 1, 2, 3 & 4	<p>Practice your listening, speaking, reading and writing skills</p> <p>Language skills - 12 GCSE pods talking about basics and 'need to know' language.</p> <p>Grammar - 3 GCSE pods talking about the different tenses.</p> <p>Topics - topics covered can be found in GCSEPod under the following titles- Identity and culture, local/national/ international and global, current and future study.</p>	<p>Watch the GCSEPod videos and then test your knowledge on Quizlets</p> <p>New GCSE French Complete Revision and Practice.(topic based but includes language skills and grammar points)</p> <p>Exam Practice Workbook. (Exam-style reading, writing and listening questions relating to topics -there are plenty of grammar questions to check you are exam ready.</p>	<p>GCSEPod: Language Skills</p> <p>GCSEPod: Grammar</p> <p>GCSEPod: Topics</p> <p>Top revision tips for French</p> <p>Quizlets</p>
Paper 1	<p>Learn, Know, Predict! You can predict the kind of words you'll hear in the exam -learn/revise those words in advance. For example: what words could come up on a listening question about the environment? Do you know the words traffic, global warming etc.</p> <p>Opinions: Knowing adjectives and opinion words are crucial to the listening exam - you will get a lot of positive/ negative questions and if you don't know your opinion words e.g. boring, exciting, interesting, funny, you won't be able to answer these questions.</p>	<p>Use Blooket and Quizlets to practice and test your knowledge.</p> <p>News in French (Foundation students try beginner, Higher students try Intermediate)</p>	<p>Blooket: French adjectives</p> <p>Blooket: Connectives, time references and opinions</p> <p>Blooket: Small but important words in French</p> <p>1jour1actu (News in French)</p> <p>News in French</p> <p>Quizlets</p>
Paper 2	<p>Practise SPEAKING aloud in French</p> <p>A.D.I! Answer, Development (give and explain opinions), Initiative (change tense!)</p>	<p>Practise by saying aloud the answers to each of the questions in the speaking booklet. Model answers and corrected answers are in your books.</p>	<p>Gcsepod: Speaking</p>

French Continued



Paper	Revision Priorities	Suggested Activities	Information Links
Paper 2	Practise words and answers to questions from your CHOSEN theme as you can GUARANTEE that will come up!	<p>Stick to what you know and use the back of the booklet to add sophistication and extension to your answers. Remember - A.D.!!</p> <p>Make sure there are as many questions as possible in your speaking booklet that you have practised aloud and rehearsed.</p> <p>Try 10 - 15 mins a day of dedicated French speaking practise - doing it with a partner makes it easier. Pick and answer questions.</p>	Google Doc - Speaking booklet
Paper 3	Recognition of key words on each topic (e.g. family & relationships, technology, freetime, poverty, health, sport, food, environment, holidays, studies, school life, jobs, university), opinions and time references are essential for the reading exam. Ensuring you can recognise time-frames is equally crucial - can you recognise if they are talking about a current, past or future event?	Work through the GCSEPod videos detailed above. Focus on learning the keys words and ensure you can recognise key structures in each tense.	
Paper 4	Writing practice	<p>Use your speaking booklet questions as a guide for writing practice. Practise writing 90 or 150 words about your family, holidays, where you live etc. Include at least three tenses and show off structures in each piece you write.</p> <p>Try writing mind maps - one for each topic, include key structures, idioms, set phrases, a range of tenses, opinions and explanations. They will help you to recall key structures and you can use them for any last minute revision.</p>	

Geography

Head of Faculty: Mr N Binfield
nick.binfield@iwef.org.uk

Paper 1: Global Geographical Issues (Topic 1, 2 & 3) - 1 hour 30 minutes

Paper 2: UK Geographical Issues (Topic 4, 5 & 6) - 1 hour 30 minutes

Paper 3: Making Geographical Decisions (Topic 7, 8 & 9) - 1 hour 30 minutes



Paper	Revision Priorities	Suggested Activities	Information Links
Paper 1	Topic 1 - Hazardous Earth Topic 2 - Development Dynamics Topic 3 - Urbanising World	Produce flash cards for key case studies and themes - then have someone test you on these. Watch the GCSEPod videos (make sure to select those relevant to Edexcel B) Use Seneca to brush up on your knowledge and test yourself.	GCSEPod Seneca
Paper 2	Topic 4 - UKs Physical Landscape Topic 5 - UKs Human Landscape Topic 6 - Fieldwork	Produce flash cards for key case studies and themes - then have someone test you on these. Watch the GCSEPod videos Use Seneca to brush up on your knowledge and test yourself.	GCSEPod Seneca
Paper 3	Topic 7 - People and the Biosphere Topic 8 - Forests Under Threat Topic 9 - Consuming Energy Resources	Produce flash cards for key case studies and themes - then have someone test you on these. Watch the GCSEPod videos Use Seneca to brush up on your knowledge and test yourself.	GCSEPod Seneca
Paper 1, 2 & 3	8 mark exam question structure	Complete past exam papers to familiarise yourself with the exam question structure.	Pearson: Past exam questions

Please make use of the revision classes that take place during lunch break and after school.
 Be prepared - both papers require a calculator.

Graphics

Head of Faculty: Mr R Wiseman
richard.wiseman@iwef.org.uk

Exam: Approximately 10 weeks preparatory followed by a 10 hour exam (completed across two consecutive days)



Revision Priorities	Suggested Activities
Introduction and Mind Map	Setting out your intentions relating to your chosen theme. (A03)
Moodboard	Collate a range of different imagery that shows links towards your chosen theme (A03)
Artist Research x 2	Complete studies, responses and written analysis of their work. (A01)
Recording Observation	Complete drawings (hand drawn/digital) and photographs of imagery relating to your theme. Use previous artist sheets to influence your work (A03/4)
Developing Ideas	Use your artist research and observational studies to begin to develop initial ideas for your final piece. (A01/2/3)
Experimentation	Refine your chosen idea further through experimentation with media in preparation for producing your final piece.
Students should ensure that time is used effectively to complete all tasks, as outlined in lesson. Please utilise after school and lunch time catch up sessions to fill gaps within coursework portfolios.	

Health and Social Care BTEC



Head of Faculty: Miss N Bracegirdle
natalie.bracegirdle@iwef.org.uk

Exam: Written Exam - worth 40% of your overall grade - 1 hour 30 minutes

Revision Priorities	Suggested Activities	Information Links
Aspects of Health and Wellbeing and Genetic Inheritance	<p>Pearson Revision Guide: Pages 1-2</p> <p>Focus on: PIES, Holistic approach, Inherited characteristics, conditions and disorders.</p> <p>Read through Powerpoint Lesson 1 & 2</p>	Pearson Revision Guide
Ill health + Accident Injury	<p>Pearson Revision Guide: Pages 3-4</p> <p>Focus on: Chronic illness, Acute illness, Accident and injury.</p> <p>Read through Powerpoint Lesson 3</p>	Pearson Revision Guide
Diet, Exercise and Personal Hygiene	<p>Pearson Revision Guide: Pages 5-8</p> <p>Focus on: Effects of unbalanced diet</p> <p>Read through Powerpoint Lesson 4,5 & 7</p>	Pearson Revision Guide
Substance Use and Social Interactions	<p>Pearson Revision Guide: Pages 9-13</p> <p>Focus on: Alcohol, smoking and drugs Social integration and isolation Effects of relationships</p> <p>Read through Powerpoint Lesson 6 & 8</p>	Pearson Revision Guide
Stress and Willingness to Seek Help	<p>Pearson Revision Guide: Pages 14-15</p> <p>Focus on: Causes and effects of stress Barriers to seeking help</p> <p>Read through Powerpoint Lesson 9 & 10</p>	Pearson Revision Guide
Financial Resources, Environmental Conditions and Housing	<p>Pearson Revision Guide: Pages 16-18</p> <p>Focus on: Economic factors, environmental factors including Housing</p> <p>Read through Powerpoint Lesson 11,12 & 13</p>	Pearson Revision Guide

Health and Social Care BTEC Continued



Revision Priorities	Suggested Activities	Information Links
The Impact of Life Events	<p>Pearson Revision Guide: Pages 19-20</p> <p>Focus on: Expected and unexpected life events.</p> <p>Read through Powerpoint Lesson 14 & 15</p>	Pearson Revision Guide
Health Indicators	<p>Pearson Revision Guide: Pages 21-25</p> <p>Focus on: Pulse, blood pressure, peak flow, BMI</p> <p>Read through Powerpoint Lesson 16,17,18,19 & 20</p>	Pearson Revision Guide
Using Published Guidelines to Interpret Health Indicators and Risks to Health	<p>Pearson Revision Guide: Pages 23-28</p> <p>Focus on: Published guidelines</p> <p>Read through Powerpoint Lesson 21 & 22</p>	Pearson Revision Guide
Interpreting Lifestyle Data	<p>Pearson Revision Guide: Pages 26-28</p> <p>Focus on: Smoking and alcohol statistics</p> <p>Read through Powerpoint Lesson 23 & 24</p>	Pearson Revision Guide
Person Centred Approach and Health and Wellbeing Improvement Plan, Sources of Support and Obstacles	<p>Pearson Revision Guide: Pages 29-40 & 47-60</p> <p>Focus on: Care values, Communication, Recommended Actions and Targets, Formal support, informal support emotional and psychological obstacles</p> <p>Read through Powerpoint Lesson 25 & 26</p>	Pearson Revision Guide
Obstacles and Barriers	<p>Pearson Revision Guide: Pages 41-46</p> <p>Focus on: Time constraints, Availability of resources, achievable targets and lack of support, Factors specific to the individual, barriers to accessing identified services</p> <p>Read through Powerpoint Lesson 27 & 28</p>	Pearson Revision Guide

History

Head of Faculty: Mr N Binfield

Nick.Binfield@iwef.org.uk

Paper 1: Understanding the modern world (AD) America, 1920–1973: Opportunity and inequality (BD) Conflict and tension in Asia, 1950–1975 - 2 hours

Paper 2: Shaping the nation - (AA) Britain: Health and the people: c1000 to the present day (BA) Norman England, c1066–c1100 - 2 hours



Paper	Revision Priorities	Suggested Activities	Information Links
Paper 1	<p>Understanding the modern world (AD) America</p> <p>1920–1973: Opportunity and inequality (BD)</p> <p>Conflict and tension in Asia, 1950–1975</p>	<p>Have a go at knowledge quizzes on Seneca Learning</p> <p>Complete past exam papers and submit them to your teacher for marking.</p> <p>Read of a knowledge organsier for America 1920-1973</p> <p>Watch the Bitesize videos</p>	<p>Seneca</p> <p>PDF: Knowledge organiser for America 1920-1973</p> <p>BBCBitesize: Korean War</p> <p>BBCBitesize: Vietnam War</p>
Paper 2	<p>Shaping the nation - (AA) Britain: Health and the people: c1000 to the present day (BA) Norman England, c1066–c1100</p>	<p>Have a go at knowledge quizzes on Seneca Learning</p> <p>Health and the People - write a list of key people and how they have helped or hindered (stopped) progress</p> <p>Complete past exam papers and submit them to your teacher for marking.</p> <p>Learn the 7 factors for the final question on the medicine paper. You will need to confidently argue about 3 factors including the one in the question if you wish to achieve the higher marks</p> <p>Watch the Bitesize videos</p>	<p>Seneca</p> <p>BBCBitesize: Normans</p> <p>BBCBitesize: Britain Health & People</p>
Paper 1 & 2	Exam Structure	<p>Use Think Student website for tips on how to revise for your history exams.</p> <p>Know the structure of each exam paper - 4 questions on Asia, Normans and Medicine, 6 on USA</p>	Think Student

History Continued



Paper	Revision Priorities	Suggested Activities
Paper 1 & 2	Key terms/information to remember	<p>Create a set of flash cards /mind maps for each topic and use them regularly. Highlight the main issues/ events/people and test yourself regularly.</p> <p>Create a glossary of key terms for each topic (this could help you get higher SPaG marks)</p> <p>Write a time line of key events for the Normans 1066-1100, America 1920-1973, Medicine for each time period Medieval - 1000-1500, Renaissance - 1500-1800, Industrial 1800-1900, Modern 1900 onwards, Conflict in Asia for the Korean War 1950-1953 and Vietnam War 1954-1975</p> <p>Write a PEEL paragraph in 5 minutes to explain the importance of a key individual/development/event for example: explain the importance of Vesalius to the development of medicine, explain the importance of castles for William's control of England</p>
<p>Write a list of questions/topics you are unsure about. Research these, ask your teacher if you have any questions. Please make use of the revision classes that take place in school.</p>		

Mandarin

Head of Faculty: Miss K Roberts
katherine.roberts@iwef.org.uk



Paper 1: Listening - 35 minutes

Paper 2: Reading - 45 minutes

Paper	Revision Priorities	Suggested Activities	Information Links
Paper 1	<p>Students are expected to be able to:</p> <ul style="list-style-type: none">demonstrate general and specific understanding of different types of spoken languagefollow and understand clear standard speech using familiar language across a range of specified contextsidentify the overall message, key points, details and opinions.recognise the relationship between past, present and future events.deduce meaning from a variety of short and longer spoken texts including short narratives and authentic material.recognise and respond to key information, important themes and ideas in more extended spoken text, including authentic sources, adapted and abridged, as appropriate.	<p>Use the video resources and online learning files on Google Classroom these demonstrate pronunciation.</p> <p>Visit the links to sample files through Google Classroom</p>	<p>Youtube: Listening to sentences & phrases</p>
Paper 2	<p>Students are expected to be able to:</p> <ul style="list-style-type: none">understand and respond to different types of written language.understand general and specific details within texts.identify the overall message, key points, details and opinions.recognise the relationship between past, present and future events.demonstrate understanding by being able to scan for specific information.translate a short passage from Chinese (Mandarin) into English.	<p>Use the AQA GCSE vocabulary resource booklet to practice your key words</p> <p>Complete the sample questions on Google Classroom,</p>	<p>AQA GCSE vocabulary resource booklet</p>

Music

Head of Faculty: Mr R Wiseman

richard.wiseman@iwef.org.uk

Paper 1: The performance portfolio - this is coursework based

Paper 2: The composition portfolio - this is coursework based

Paper 3: Listening and Appraising paper - 1 hour 45 minutes



Paper	Revision Priorities	Suggested Activities	Information Links
Paper 3	The various features of each of the eight set works.	<p>Listen to the corresponding set work whilst revising its analytical features; this will help to embed the features and link to how they sound within the work. This will help with the initial six listening questions.</p> <p>Use Teoria to practise melodic and rhythmic dictation. If you are finding it too easy or difficult, or find that you often trip up with a certain interval then change the settings to focus your ear training on your weak area.</p>	Teoria
Paper 3	Music vocabulary: Students will be tested on both their recall of musical features, and also their ability to use musical terminology in the correct context	<p>Make mind maps for each of the set works following the CHRSTMS list features: Context, Harmony & Tonality, Rhythm, Metre, & Tempo, Structure, Texture, Melody, and Sonority. If there are any areas which you are struggling to remember features, then revisit the set work resources and revise this area.</p> <p>The IWEF GCSE Music website has individual sections on each set work, but also a whole section devoted to key musical vocabulary; go through these presentations, if there are any words that you are unsure of, research their meaning and find an example of them in a piece of music to cement your understanding. If you're still struggling with a term - contact your teacher for further help.</p>	IWEF GCSE Music website
Paper 3	Familiarise yourself with the type of exam questions you will come across	Using the IWEF GCSE Music website, read through and familiarise yourself with the different types of exam questions that will feature in the paper; there are tips as to how to approach each one.	IWEF GCSE Music website

Photography

Head of Faculty: Mr R Wiseman
richard.wiseman@iwef.org.uk

Exam: Approximately 10 weeks preparatory followed by a 10 hour exam (completed across two consecutive days)



Revision Priorities	Suggested Activities
Introduction and Mind Map	Setting out your intentions relating to your chosen theme. (A03)
Moodboard	Collate a range of different imagery that shows links towards your chosen theme (A03)
Artist Research x 2	Complete studies, responses and written analysis of their work. (A01)
Recording Observation	Complete photoshoots relating to your chosen Photographers/ theme. Use previous artist research to influence your work (A03/4)
Developing Ideas	Use research and photoshoots to begin to develop initial ideas for your final piece. (A01/2/3)
Experimentation	Refine your chosen idea further through experimentation with digital and non-digital processes in preparation for producing your final piece
Students should ensure that time is used effectively to complete all tasks, as outlined in lesson. Please utilise after school and lunch time catch up sessions to fill gaps within coursework portfolios. Ensure that knowledge of all camera settings is up to date.	

Religious Education



Head of Faculty: Mr N Binfield
 Nick.Binfield@iwef.org.uk

Paper 1: Religious, Philosophical and Ethical studies in the modern world - 2 Hours

Paper 2: A study of Christianity - 1 Hour

Paper 3: A study of Buddhism - 1 hour

Paper	Revision Priorities	Suggested Activities	Information Links
Paper 1	<p>Theme 1: Issues of Relationships Christian and Buddhist attitudes to: Relationships, Sexual, Relationships, Issues of equality: gender, prejudice and discrimination.</p> <p>Theme 2: Issues of Life and Death Christian and Buddhist attitudes to: The World, The Origin and Value of Human Life, Beliefs about Death and the Afterlife</p> <p>Theme 3: Issues of Good and Evil Christian and Buddhist attitudes to: Crime and punishment, Forgiveness, Good, Evil and Suffering</p> <p>Theme 4: Issues of Human Rights: Christian and Buddhist attitudes to: Human Rights and Social Justice, Prejudice and Discrimination, Issues of Wealth and Poverty,</p>	<p>Practice past exam papers to test your knowledge on the topics</p> <p>Work through the Eduqas online resources - there is a variety of resources to support your revision here.</p> <p>Watch topic related videos on Truetube</p>	<p>Eduqas: Past papers</p> <p>Eduqas: Online resources</p> <p>Truetube</p>
Paper 2	<p>Christian beliefs and teachings: The nature of God, Creation, Jesus Christ, Salvation, The Afterlife, Christian practices, Forms of Worship, Sacraments, Pilgrimage and Celebration, Christianity in Britain and the Church in the Local Community, The Worldwide Church.</p>	<p>Practice past exam papers to test your knowledge on the topics</p> <p>Watch topic related videos on Truetube</p>	<p>Eduqas: Past papers</p> <p>Eduqas: Online resources</p> <p>Truetube</p>

Religious Education Continued



Paper	Revision Priorities	Suggested Activities	Information Links
Paper 3	Buddhist beliefs and teachings: The Buddha, The Dhamma/Dharma, The Four, Noble Truths, Human personality, Human destiny and ethical teaching , Buddhist practices, Buddhist Places of worship in Britain and elsewhere Meditation, Devotional practices, Death and mourning, Festivals and retreats:, practices in Britain and elsewhere	Practice past exam papers to test your knowledge on the topics Watch topic related videos on Truetube	Eduqas: Past papers Eduqas: Online resources Truetube
Paper 1, 2 & 3	Exam Structure	Use the link to the specification booklet and BBC Bitesize to gain a better understanding of what you will be marked on.	RE: GCSE Specification template BBCBitesize: RE Exam Specification

Spanish



Head of Faculty: Miss K Roberts

katherine.roberts@iwef.org.uk

Paper 1: Listening - Foundation 35 minutes. Higher 45 minutes

Paper 2: Speaking - Foundation: 9 minutes + preparation time.

Higher 12 minutes + preparation time

Paper 3: Reading - Foundation 45 minutes. Higher 1 hour

Paper 4: Writing - Foundation 1 hour. Higher 1 hour 15 minutes

Paper	Revision Priorities	Suggested Activities	Information Links
Paper 1, 2, 3 & 4	<p>Practice your listening, speaking, reading and writing skills</p> <p>Language skills - 12 GCSE pods talking about basics and 'need to know' language.</p> <p>Grammar - 3 GCSE pods talking about the different tenses</p> <p>Topics - all topics covered can be found in GCSE pods under the following titles- Identity and culture, local/national/international and global, current and future study.</p>	<p>Watch the GCSEPod videos and then test your knowledge on Quizlets</p> <p>New GCSE Spanish Complete Revision and Practice.(topic based but includes language skills and grammar points)</p> <p>Exam Practice Workbook. (Exam-style reading, writing and listening questions relating to topics and there are plenty of grammar questions to check you are exam ready).</p>	<p>GCSEPod: Language Skills</p> <p>GCSEPod: Grammar</p> <p>GCSEPod: Topics</p>
Paper 1	<p>Learn, Know, Predict!</p> <p>You can predict the kind of words you'll be listening to for questions on certain topics and learn/revise those words in advance.</p> <p>For example: what would be the kind of words that will come up on a listening question about the Environment? Do you know the words for wind turbines, traffic, smoke, global warming etc.</p> <p>Opinions: Knowing adjectives and opinion words are crucial to the listening exam - you will get a lot of positive/ negative questions and if you don't know your opinion words e.g. boring, exciting, interesting, funny, you won't be able to answer these questions.</p>	<p>Use Blooket and Quizlets to practice and test your knowledge.</p>	<p>Blooket</p> <p>Quizlets</p>
Paper 2	<p>Practise SPEAKING aloud in Spanish</p> <p>A.D.!! Answer, Development (give and explain opinions), Initiative (change tense!)</p>	<p>Practise by saying aloud the answers to each of the questions in the speaking booklet. Model answers and corrected answers should be in your books.</p>	<p>Gcsepod: Speaking</p>

Spanish Continued



Paper	Revision Priorities	Suggested Activities	Information Links
	<p>Practise words and answers to questions from your CHOSEN theme as you can GUARANTEE that will come up!</p>	<p>Stick to what you know and use the back of the booklet to add sophistication and extension to your answers. Remember - A.D.!!</p> <p>Make sure there are as many questions as possible in your speaking booklet that you have practised aloud and rehearsed.</p>	<p>Google Doc - Speaking booklet</p>
<p>Paper 3</p>	<p>Recognition of key words on each topic (e.g. family & relationships, technology, freetime, poverty, health, sport, food, environment, holidays, studies, school life, jobs, university), opinions and time references are essential for the reading exam. Ensuring you can recognise time-frames is equally crucial - can you recognise if they are talking about a current, past or future event?</p>	<p>Work through the GCSEPod videos detailed above. Focus on learning the key words and ensure you can recognise key structures in each tense.</p>	
<p>Paper 4</p>	<p>Writing practice</p>	<p>Use your speaking booklet questions as a guide for writing practice. Practise writing 90 or 150 words about your family, holidays, where you live etc. Include at least three tenses and show off structures in each piece you write.</p> <p>Try writing mind maps - one for each topic, include key structures, idioms, set phrases, a range of tenses, opinions and explanations. They will help you to recall key structures and you can use them for any last minute revision.</p>	

Sport BTEC

Head of Faculty: Dr P Clarkson
paul.clarkson@iwef.org.uk



Sport BTEC students have already completed their exam in this subject. Students now need to focus on completing their coursework. Please utilise the catch up sessions that take place during lunch time and after school.





Carisbrooke College
ASPIRE AND ACHIEVE



Medina College
ASPIRE AND ACHIEVE



**Isle of Wight
Education Federation**